

TRAZAR

LETRAS DEL ABECEDARIO

Cuadernillo de Ejercicios



7

DIVERTI
LANDIA

Colaboraciones

Este libro ha sido creado en colaboración con
@pintandosonrisasmexico, @clubkire, @compartiendocontigo,
@divertilandia, @educacionconsciente, @elsalondepablo,
@patitosfelices, @miabcedario.



Todos los derechos reservados.

Recomendaciones

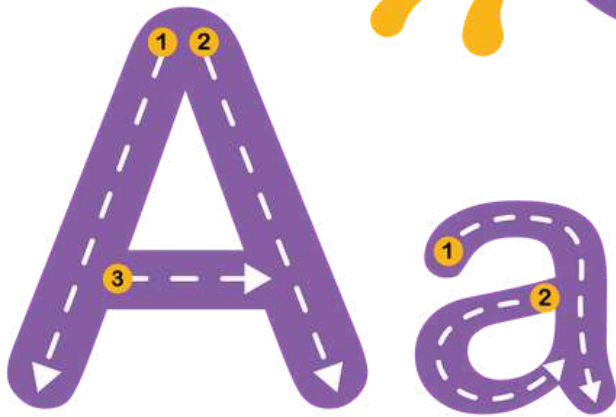
@divertilandia.digital

1. Imprime este cuadernillo en blanco y negro o a color. También puedes plastificar las hojas para poder usarlas una y otra vez.
2. Enséñale a tu peque cómo sostener un bolígrafo o lápiz de manera adecuada.
3. Practica de manera conjunta. Es muy importante para los peques sentir tu apoyo a la hora de aprender algo nuevo.
4. Estos ejercicios son muy útiles para mejorar la caligrafía y comprensión lectora ya que tiene distintos tipos de actividades y están adecuados a la edad de tu hijo.
5. No te desesperes. Todo lleva su tiempo. Para que tu hijo adquiera la habilidad de leer y escribir con soltura se necesitará tiempo, horas de práctica y muchas muchas ganas.


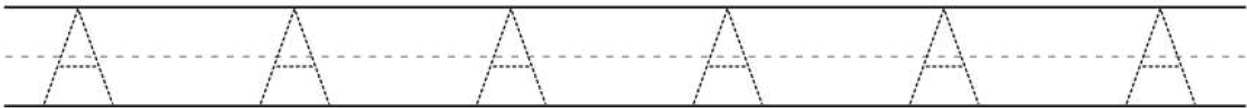


¡Aprender es divertido!


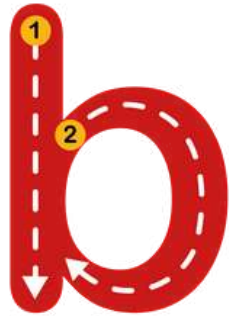
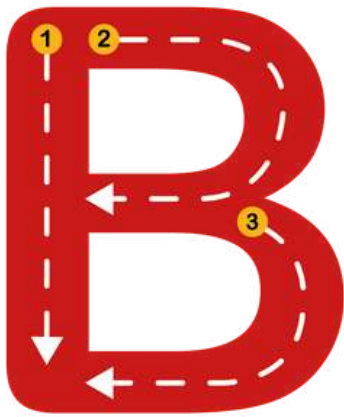
lectoescritura



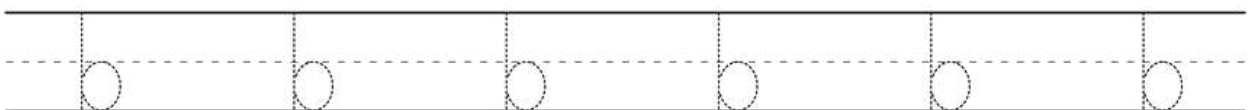

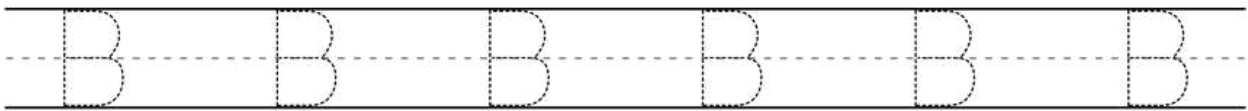
@divertilandia.digital



lectoescritura



@divertilandia.digital



52+ 969 103 0098



@divertilandia.digital





cuadernillosdemate.com



DIVERTI
LANDIA


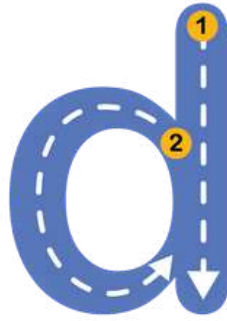
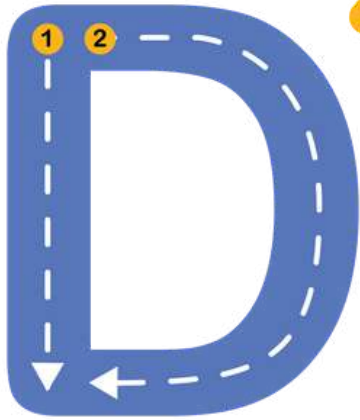
lectoescritura



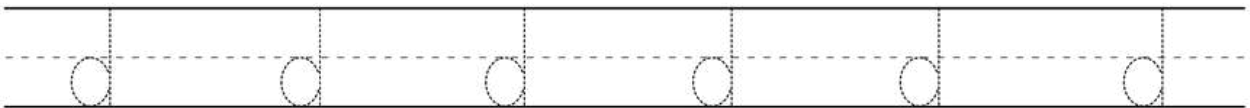

@divertilandia.digital

Handwriting practice lines for the letter 'C'. Each row consists of a solid top line, a dashed middle line, and a solid bottom line. The first three rows contain six dashed uppercase 'C's for tracing. The last three rows contain six dashed lowercase 'c's for tracing.


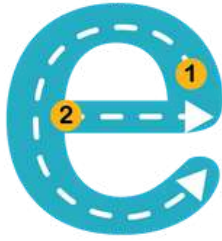
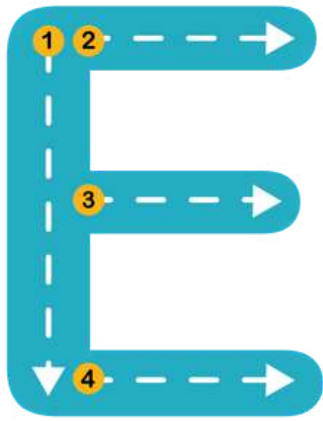
lectoescritura



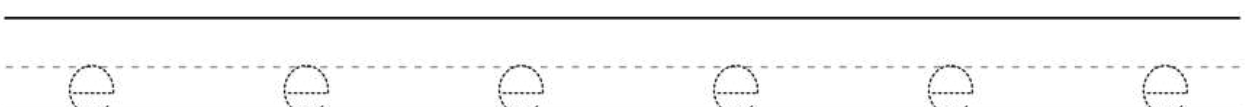
@divertilandia.digital



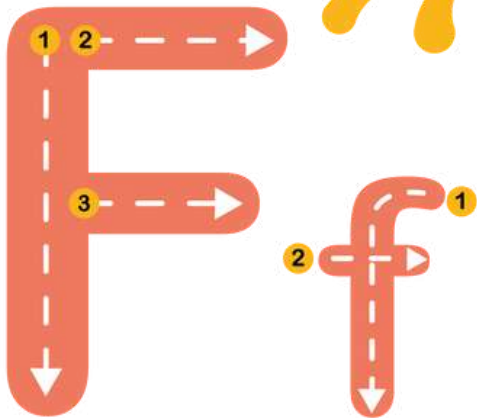
lectoescritura



@divertilandia.digital



lectoescritura




@divertilandia.digital

Handwriting practice lines for the letter 'F'. The first row contains five dashed uppercase 'F's for tracing. The second row contains five dashed lowercase 'f's for tracing. The third row contains five dashed uppercase 'F's for tracing. The fourth row contains five dashed lowercase 'f's for tracing. The fifth row contains five dashed uppercase 'F's for tracing. The sixth row contains five dashed lowercase 'f's for tracing.

lectoescritura



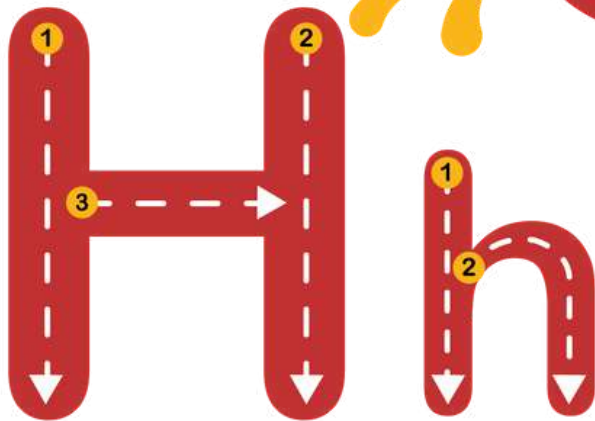
@divertilandia.digital



Tracing practice area consisting of three rows of uppercase 'G' and three rows of lowercase 'g' on handwriting lines. Each row contains six dashed letters for tracing.




lectoescritura



@divertilandia.digital

Handwriting practice lines. The first three rows are for uppercase 'H' tracing, and the last three rows are for lowercase 'h' tracing. Each row consists of a solid top line, a dashed middle line, and a solid bottom line.



lectoescritura



@divertilandia.digital

Handwriting practice lines consisting of five rows. Each row has a solid top line, a dashed middle line, and a solid bottom line. Vertical dashed lines divide each row into six columns.


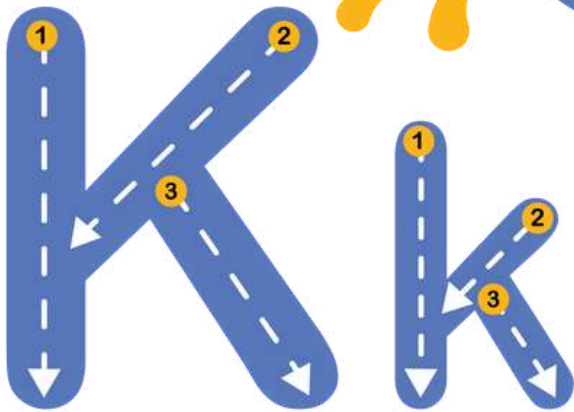
lectoescritura



@divertilandia.digital

Handwriting practice section consisting of seven rows of three-line guides (top, middle dashed, bottom). Each row contains five dashed uppercase 'J' characters for tracing.

lectoescritura



@divertilandia.digital

Tracing practice lines for uppercase K and lowercase k. Each row contains six letters for tracing, with a dashed middle line for guidance.



52+ 969 103 0098



@divertilandia.digital


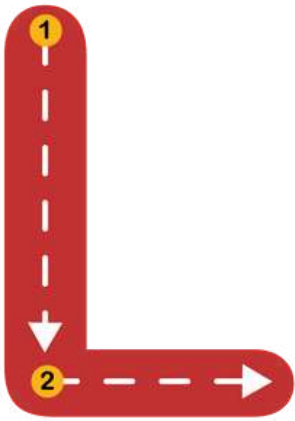


cuadernillosdemate.com



DIVERTI
LANDIA


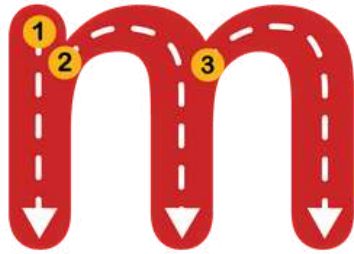
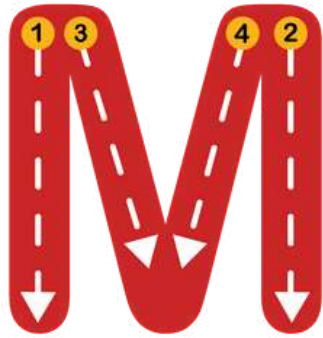
lectoescritura






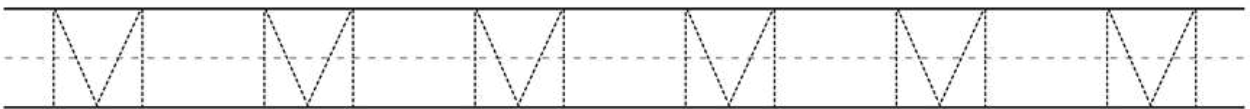

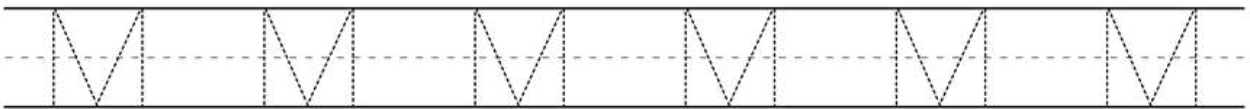
@divertilandia.digital




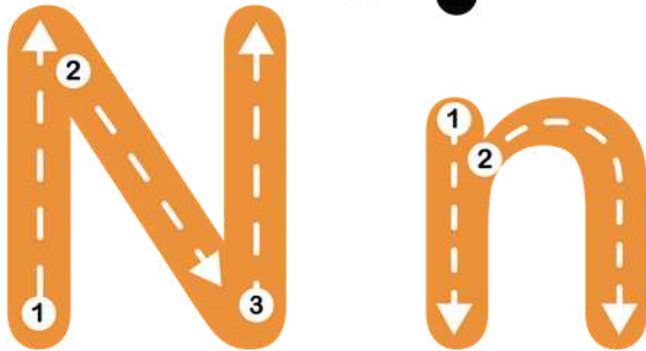
lectoescritura




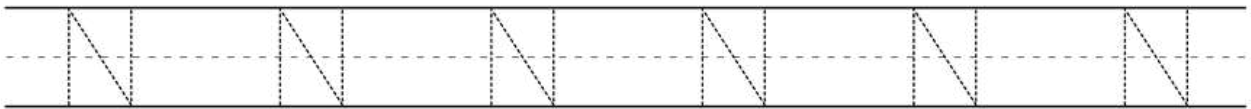
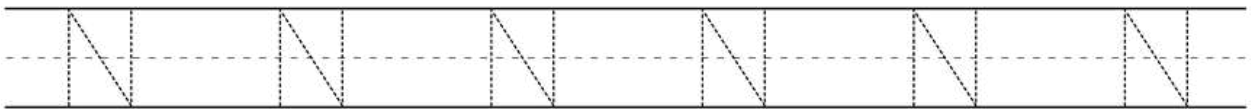
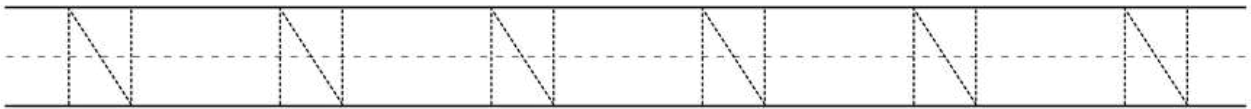
@divertilandia.digital




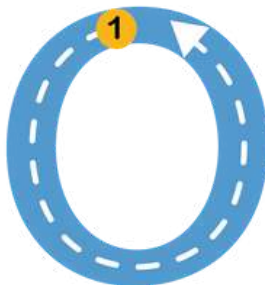
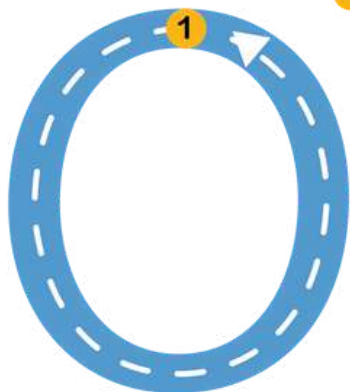
lectoescritura



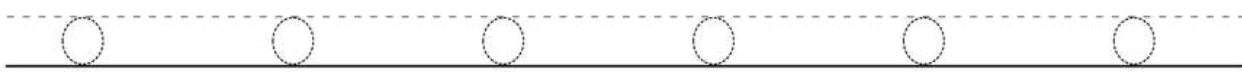
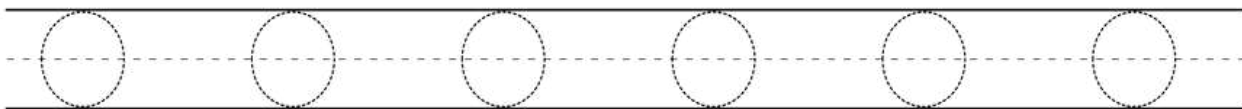
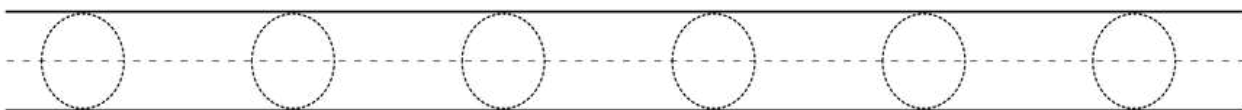
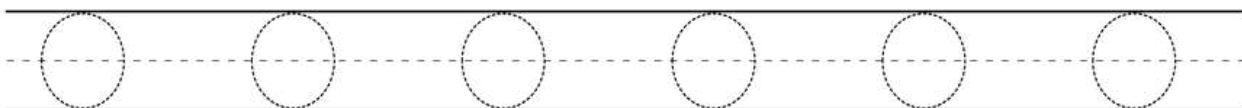
@divertilandia.digital



lectoescritura



@divertilandia.digital



52+ 969 103 0098



@divertilandia.digital


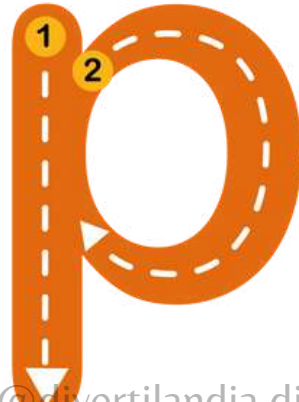


cuadernillosdemate.com

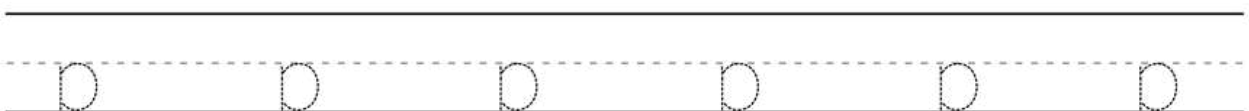
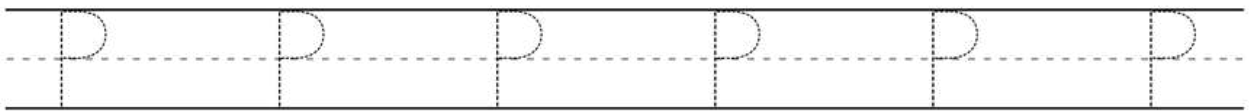
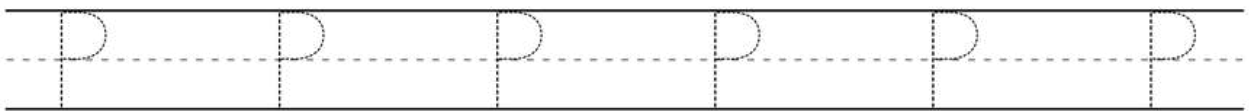
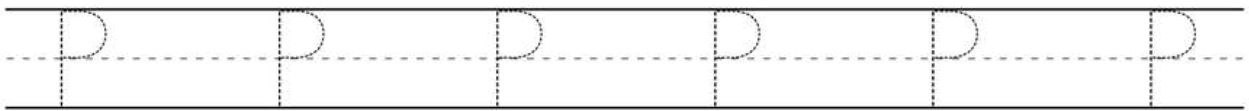


DIVERTI
LANDIA


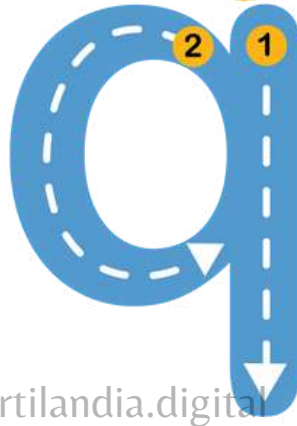
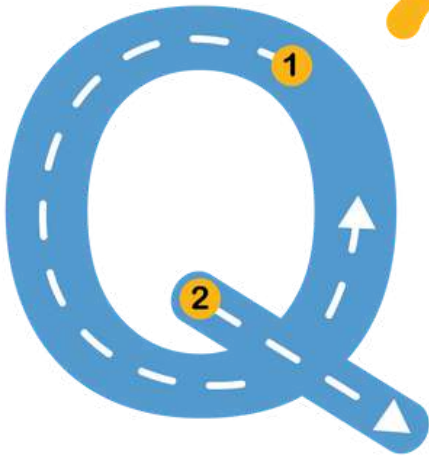
lectoescritura



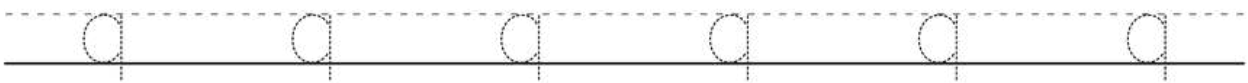
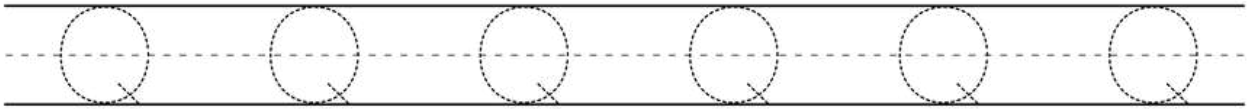
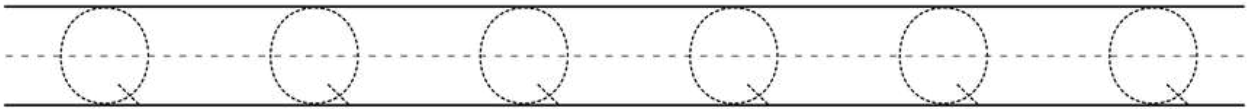
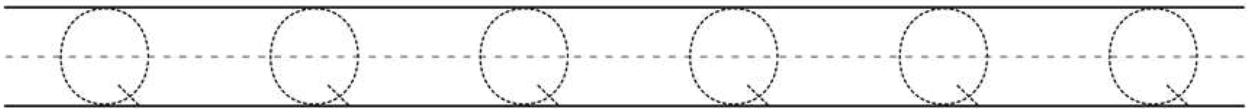
@divertilandia.digital



lectoescritura


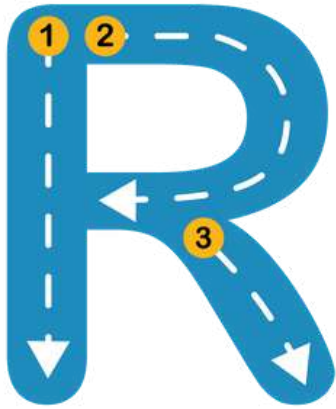


@divertilandia.digital

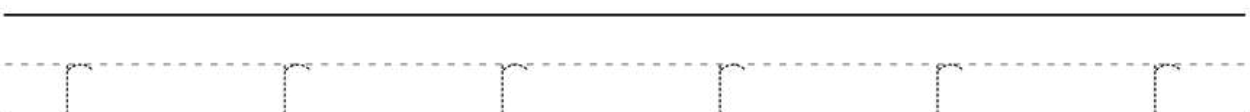
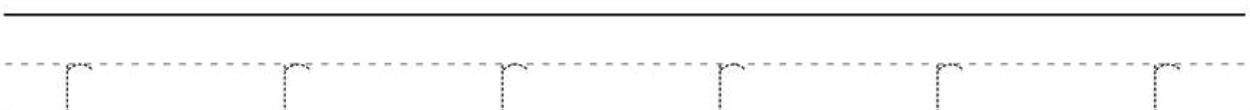
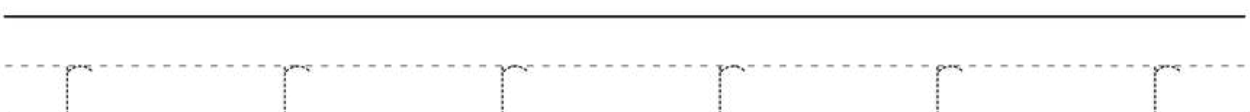
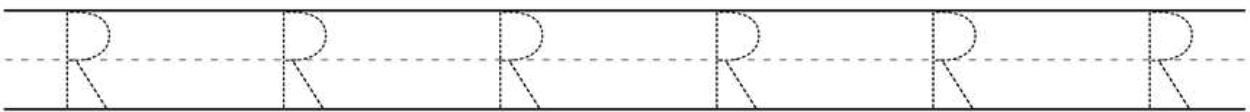


DIVERTI
LANDIA


lectoescritura



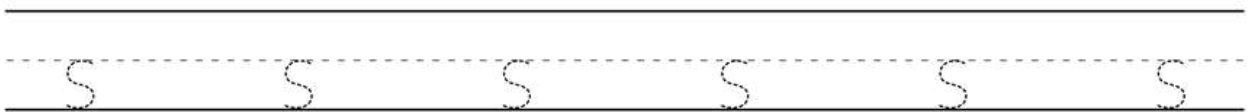

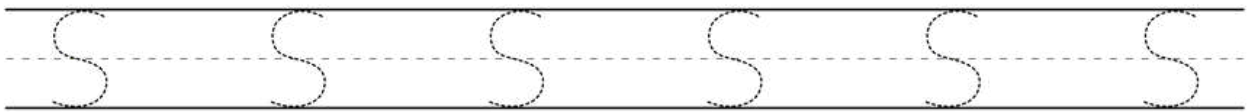
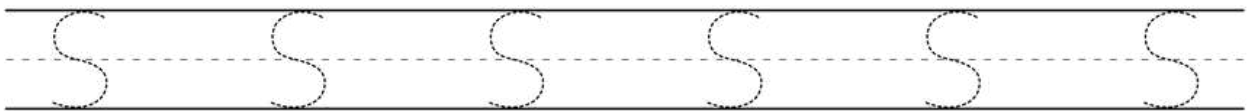
@divertilandia.digital




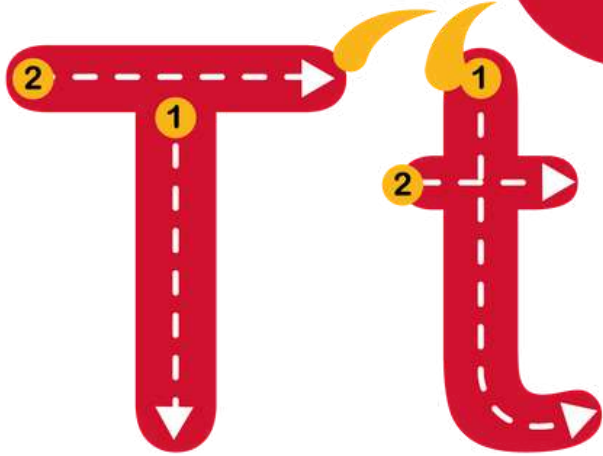
lectoescritura



@divertilandia.digital




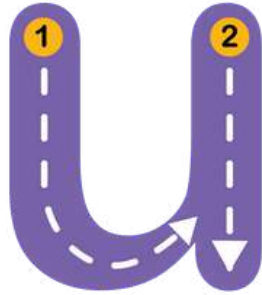
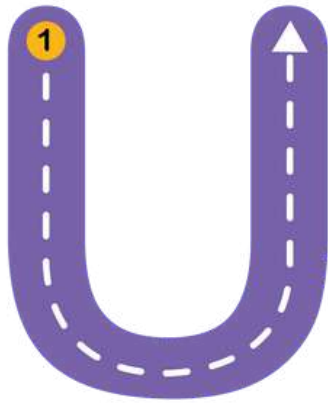
lectoescritura




@divertilandia.digital

Handwriting practice grid consisting of 10 rows. Each row has a solid top line, a dashed middle line, and a solid bottom line. Vertical dashed lines divide the rows into 10 columns.

lectoescritura


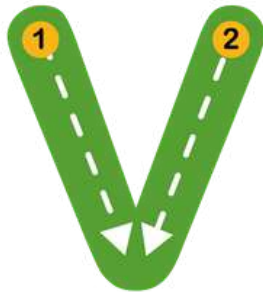
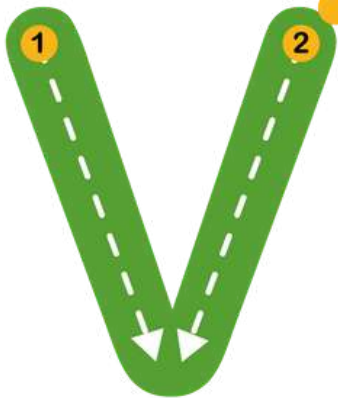


@divertilandia.digital

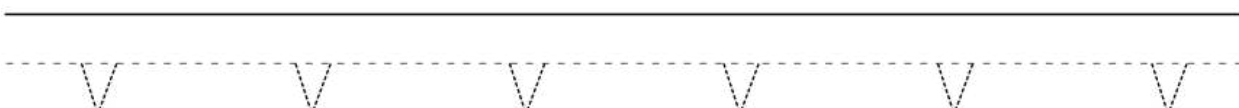
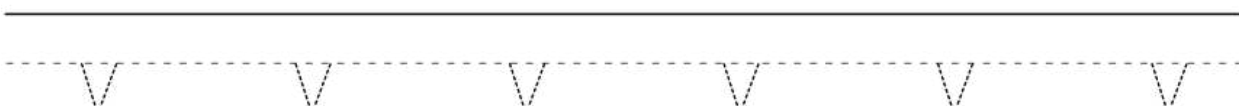

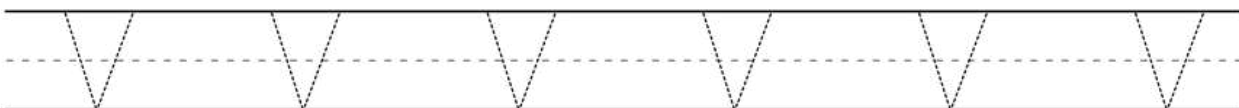


DIVERTI
LANDIA


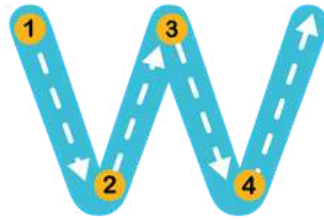
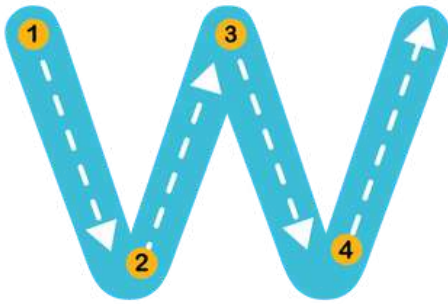
lectoescritura



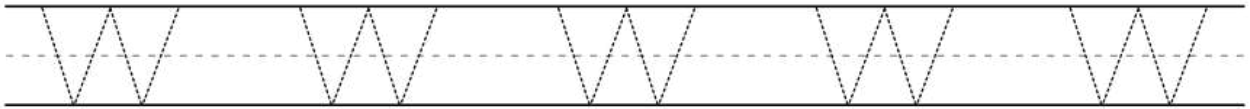
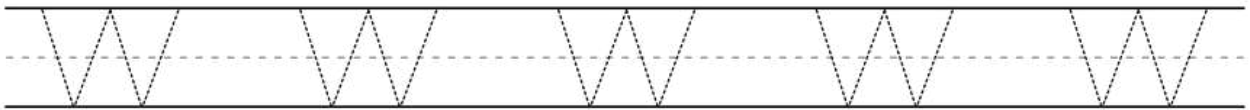
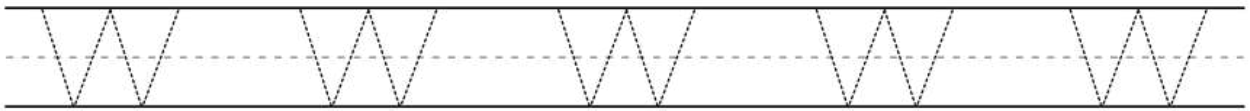
@divertilandia.digital





lectoescritura



@divertilandia.digital



lectoescritura


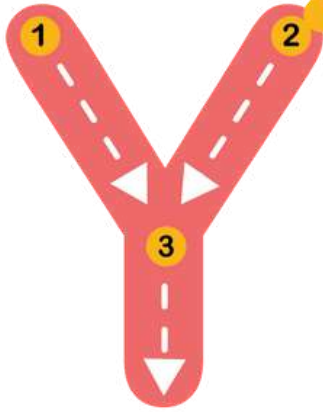


@divertilandia.digital

Handwriting practice lines consisting of five rows. Each row has a solid top line, a dashed middle line, and a solid bottom line. The letter 'X' is repeated across each row, with the first 'X' in each row being dashed for tracing and the subsequent ones being solid for independent practice.



lectoescritura


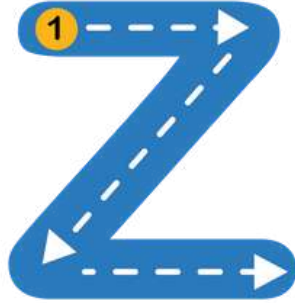
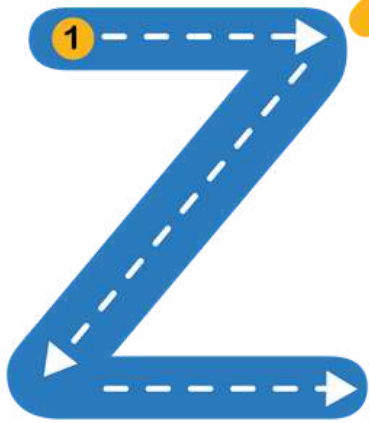


@divertilandia.digital

Handwriting practice lines for the letter Y. Each row consists of a solid top line, a dashed middle line, and a solid bottom line. The first row contains six dashed uppercase 'Y's for tracing. The second row contains six dashed lowercase 'y's for tracing. The third row contains six dashed uppercase 'Y's for tracing. The fourth row contains six dashed lowercase 'y's for tracing. The fifth row contains six dashed uppercase 'Y's for tracing. The sixth row contains six dashed lowercase 'y's for tracing. The seventh row contains six dashed uppercase 'Y's for tracing. The eighth row contains six dashed lowercase 'y's for tracing.



lectoescritura



@divertilandia.digital

Handwriting practice lines consisting of four rows of horizontal lines. Each row has a solid top line, a dashed middle line, and a solid bottom line. The first two rows contain diagonal dashed lines for tracing, and the last two rows are blank for independent practice.



52+ 969 103 0098



@divertilandia.digital



cuadernillosdemate.com 

DIVERTI
LANDIA