

# CLOTHES

VOCABULARY

**Digital Learning**

*hola!*

**DIVERTI**  
**LANDIA**



# Bilingual

workbook



Name:

---

Grade:

---

Age:

---

# Recommendations

@divertilandia.digital

1. Print this booklet in black and white or in color.
2. You can also laminate the pages separately to be able to review the activities many times over.
3. Teach your little one how to hold a pen or pencil properly.
4. Practice together. It's very important for kids to feel your support when learning something new.
5. These exercises are very useful for improving children's Spanish vocabulary as they contain different types of activities tailored to their age.
6. Don't despair. Everything takes time. It will take time, hours of practice, and a lot of determination for your child to acquire the ability to read and write fluently in Spanish.



**Learning is fun!**


# Memory Game



Match the following images of clothes with their pairs in Spanish.




shirt



cap



gloves



scarf


# Memory Game



Match the following images of clothes with their pairs in English.



camiseta



gorra



guates



bufanda

# Memory Game



Match the following images of clothes with their pairs in Spanish.



overalls



mittens



raincoat




shoes

# Memory Game



Match the following images of clothes with their pairs in English.



overol



mitones



impermeable

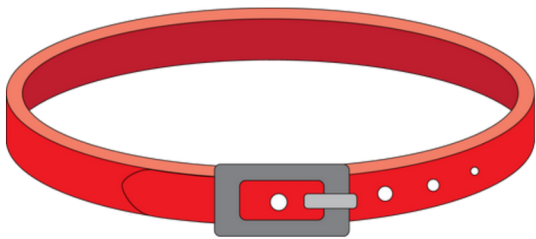


zapatos

# Memory Game




Match the following images of clothes with their pairs in Spanish.



belt



dress



hat

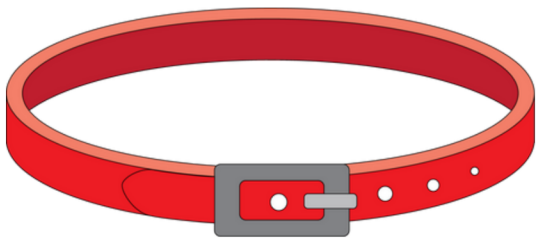


sweater

# Memory Game




Match the following images of clothes with their pairs in English.



cinturón



vestido



sombrero



suéter

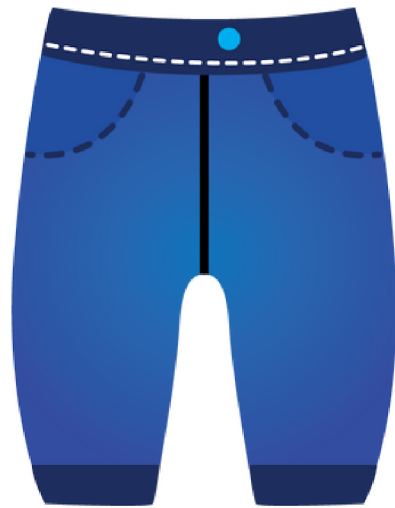
# Memory Game



Match the following images of clothes with their pairs in Spanish.



shorts



pants



socks



beanie

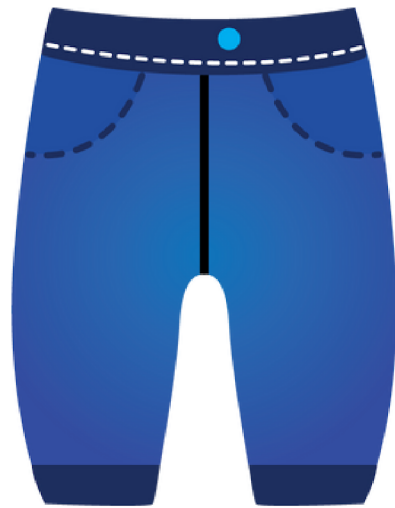
# Memory Game



Match the following images of clothes with their pairs in English.



shorts



pantalón



calcetines



gorro

Name: \_\_\_\_\_



# COLORING ACTIVITY

Color the picture below.



Name: \_\_\_\_\_



# COLORING ACTIVITY

Color the picture below.




Name: \_\_\_\_\_



# COLORING ACTIVITY

Color the picture below.



Name: \_\_\_\_\_



# Clothes vocabulary

Look at the clothing items and choose the option that corresponds (A, B or C)



- a T-shirt
- b Jeans
- c Pants



- a T-shirt
- b Polo shirt
- c Jacket



- a Jacket
- b Jersey
- c Suit



- a Shorts
- b Leggings
- c Pants



- a Jeans
- b Shirt
- c Dress



- a Vest
- b Jersey
- c Pants



- a T-shirt
- b Jacket
- c Turtleneck



- a Dress
- b Jeans
- c Shorts



- a Shirt
- b Jacket
- c Vest

Name: \_\_\_\_\_



Label the clothes and accesories

trousers  
T-shirt  
shorts


skirt  
shirt  
hat

jumper  
jacket  
scarf

gloves  
socks  
shoes



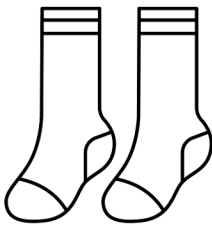
\_\_\_\_\_




\_\_\_\_\_




\_\_\_\_\_



\_\_\_\_\_



\_\_\_\_\_



\_\_\_\_\_



\_\_\_\_\_



\_\_\_\_\_




\_\_\_\_\_



\_\_\_\_\_



\_\_\_\_\_



\_\_\_\_\_

Name: \_\_\_\_\_



# CLOTHES


Identify the pictures below. Use the word bank below to name each picture.



\_\_\_\_\_

.....

\_\_\_\_\_



\_\_\_\_\_

.....

\_\_\_\_\_



\_\_\_\_\_

.....

\_\_\_\_\_



\_\_\_\_\_

.....

\_\_\_\_\_

## Word Bank:

shoes	belt	pants	sweater
-------	------	-------	---------

Name: \_\_\_\_\_



# CLOTHES

Identify the pictures below. Use the word bank below to name each picture.



\_\_\_\_\_

.....

\_\_\_\_\_



\_\_\_\_\_

.....


\_\_\_\_\_



\_\_\_\_\_

.....

\_\_\_\_\_



\_\_\_\_\_

.....

\_\_\_\_\_

## Word Bank:

gloves	scarf	raincoat	overalls
--------	-------	----------	----------

Name: \_\_\_\_\_



# CLOTHES

Identify the pictures below. Use the word bank below to name each picture.



\_\_\_\_\_  
.....  
\_\_\_\_\_



\_\_\_\_\_  
.....  
\_\_\_\_\_



\_\_\_\_\_  
.....  
\_\_\_\_\_



\_\_\_\_\_  
.....  
\_\_\_\_\_

## Word Bank:

socks	beanie	hat	mittens
-------	--------	-----	---------

Name: \_\_\_\_\_



# CLOTHES


Identify the pictures below. Use the word bank below to name each picture.



\_\_\_\_\_

.....

\_\_\_\_\_



\_\_\_\_\_

.....


\_\_\_\_\_



\_\_\_\_\_

.....

\_\_\_\_\_



\_\_\_\_\_

.....

\_\_\_\_\_


## Word Bank:

shirt	cap	shorts	dress
-------	-----	--------	-------

Name: \_\_\_\_\_



# COUNTING ACTIVITY



Find and count the following items.




Name: \_\_\_\_\_



# COMPLETE THE PATTERN

Look at the patterns below. Cut out the images at the bottom. Paste the image that comes next in each pattern.



Name: \_\_\_\_\_



# MY FAVORITE CLOTHES

What are your favorite clothes?

Handwriting practice lines consisting of solid top and bottom lines with a dashed middle line. There are 10 sets of these lines provided for writing.



Name: \_\_\_\_\_



# SENTENCE WRITING

Look at the picture below. Write a sentence that tells about the picture.



\_\_\_\_\_

.....

\_\_\_\_\_

\_\_\_\_\_

.....

\_\_\_\_\_

\_\_\_\_\_

.....

\_\_\_\_\_

Name: \_\_\_\_\_



# SENTENCE WRITING

Look at the picture below. Write a sentence that tells about the picture.



---

---

---

---

---

---

---

---

Name: \_\_\_\_\_



# SENTENCE WRITING

Look at the picture below. Write a sentence that tells about the picture.



---

---

---

---

---

---

---

---

---

---

Name: \_\_\_\_\_



# SENTENCE WRITING

Look at the picture below. Write a sentence that tells about the picture.



---

---

---

---

---

---

---

---

---

---