

NUMBERS

TRACE AND RECOGNIZE

Bilingual Workbook

hola!

DIVERTI
LANDIA



@divertilandia.digital

Bilingual

workbook



Name:

Grade:

Age:

Recommendations


@divertilandia.digital

1. Print this booklet in black and white or in color.
2. You can also laminate the pages separately to be able to review the activities many times over.
3. Teach your little one how to hold a pen or pencil properly.
4. Practice together. It's very important for kids to feel your support when learning something new.
5. These exercises are very useful for improving children's Spanish vocabulary as they contain different types of activities tailored to their age.
6. Don't despair. Everything takes time. It will take time, hours of practice, and a lot of determination for your child to acquire the ability to read and write fluently in Spanish.



Learning is fun!

ONE



@divertilandia.digital

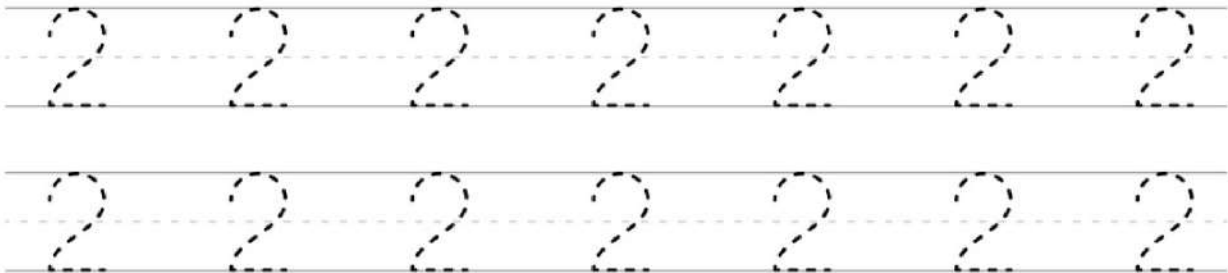
Two rows of handwriting practice lines. Each row consists of a solid top line, a dashed middle line, and a solid bottom line. The first row contains seven dashed number '1's for tracing. The second row contains seven dashed number '1's for tracing.

UNO

TWO




@divertilandia.digital



DOS

THREE



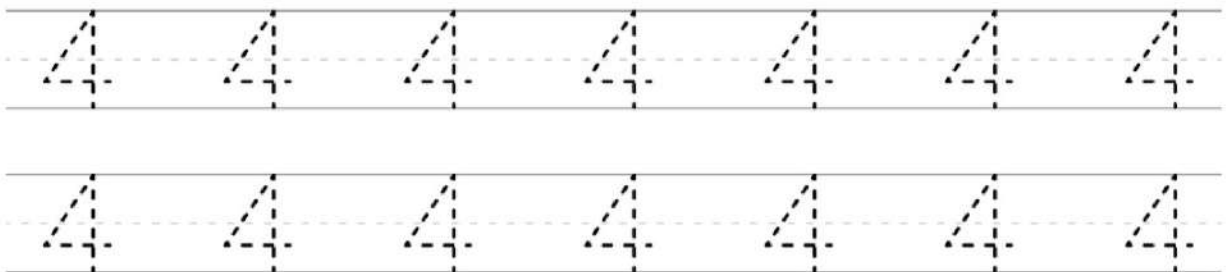
3 3 3 3 3 3 3

3 3 3 3 3 3 3

TRES



FOUR



CUATRO

FIVE

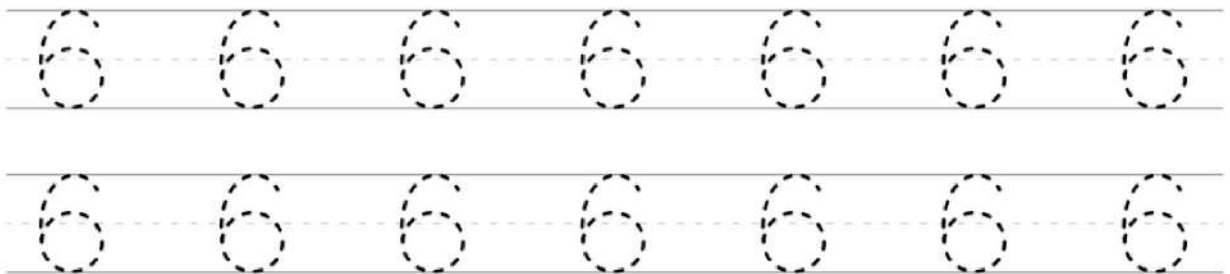


5 5 5 5 5 5 5

5 5 5 5 5 5 5

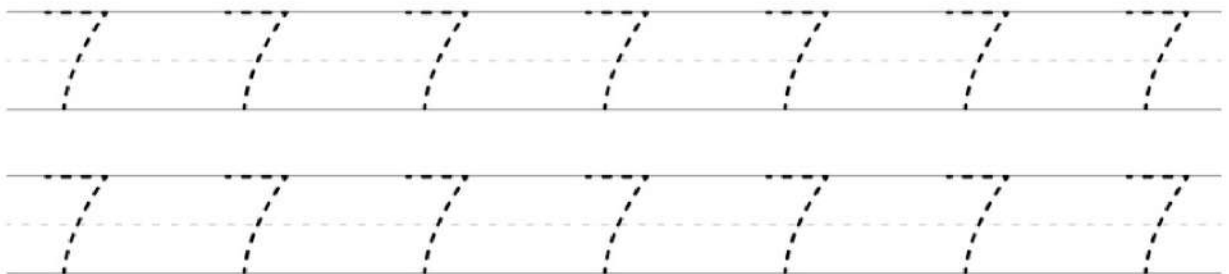
CINCO

SIX




SEIS

SEVEN



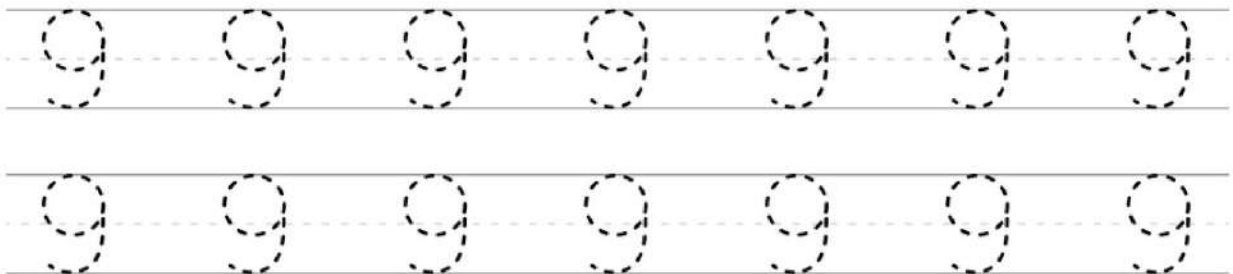
SIETE

EIGHT



OCHO

NINE



NUEVE

TEN

10




10 10 10 10 10 10
10 10 10 10 10 10

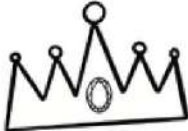
DIEZ





Count and Fill In The Number of Each Object





 =

 =

 =


 =


 =


 =


Count and Fill In The Number of Each Object





 =

 =

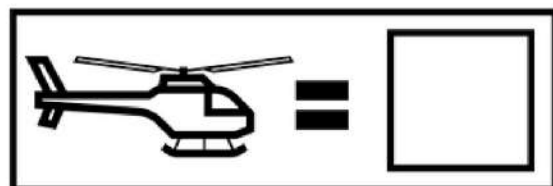
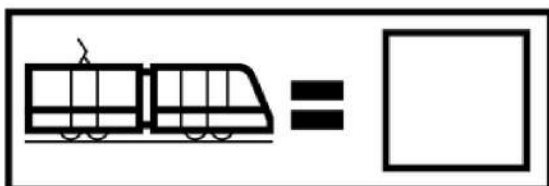
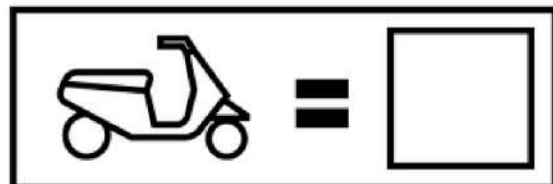
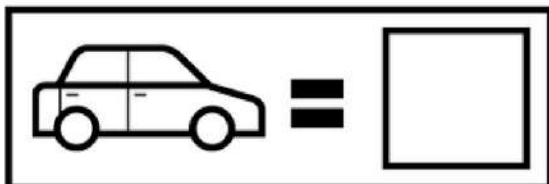
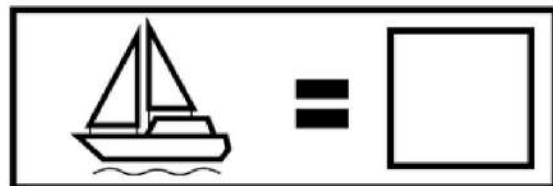
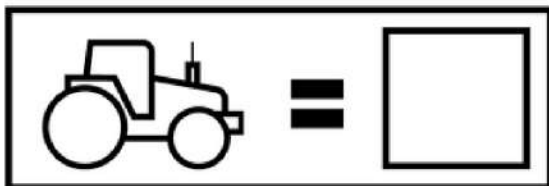

 =

 =

 =




 =

Count and Fill In The Number of Each Object







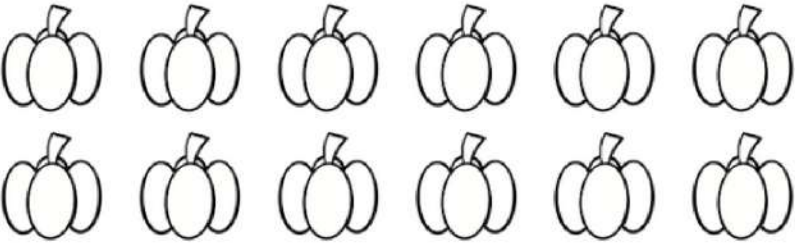
How Many?

Count the objects and write the numbers in the box








How Many?

Count the objects and write the numbers in the box

| | |
|--|--|
|  | |
|  | |
|  | |
|  | |
|  | |

How Many?


Count the objects and write the numbers in the box

| | |
|--|--|
|  | |
|  | |
|  | |
|  | |
|  | |

Number Matching

Match the digit with the word


| | |
|----|-----------|
| 2 | one |
| 1 | five |
| 5 | seventeen |
| 12 | Six |
| 8 | four |
| 17 | three |
| 6 | two |
| 10 | twelve |
| 3 | ten |
| 4 | eight |



Number Matching

Match the digit with the word

| | |
|----|-------|
| 5 | one |
| 7 | three |
| 8 | six |
| 7 | nine |
| 2 | ten |
| 9 | four |
| 4 | two |
| 1 | five |
| 3 | seven |
| 10 | eight |



Number Matching

Match the digit with the word

12

6

10

9

1

14

18

2

7

8

one

eight

six

seven

ten

eighteen








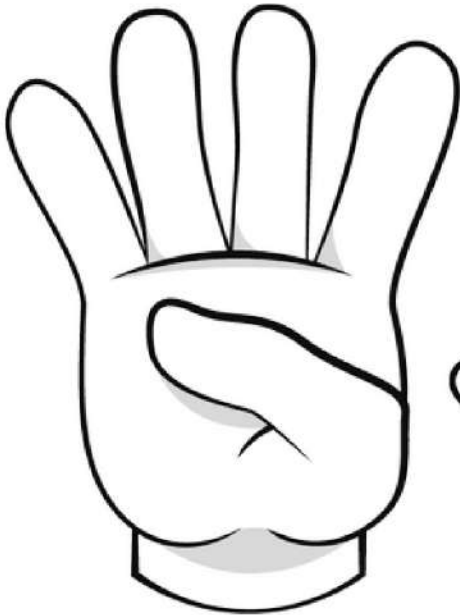
two

twelve



fourteen

nine


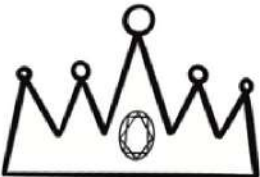




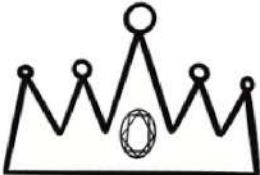
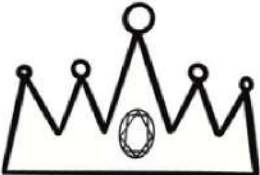

Count & Fill In The Number



Count & Fill In The Number



Count & Fill In The Number



Let's Count!






Write the missing number on the empty eggs

| | | | | |
|---|--|----|----|----|
| 1 | | 3 | | |
| 6 | | 8 | | 10 |
| | | 12 | | 14 |
| | | | 16 | |
| | | 18 | | 20 |



Let's Count!

Write the missing number on the empty eggs



Let's Count!

Write the missing number on the empty eggs

| | | | | |
|---|----|----|----|----|
| 1 | | 3 | | 5 |
| 6 | | 8 | | 10 |
| | 11 | | | 14 |
| | | 15 | 16 | |
| | | | 19 | 20 |

